

Standard and Optional Features



Standard Hardware

Elite handles are the standard door hardware. Available in white, black, or sandalwood.



White with Multi-point keylock

Optional Hardware

Euro Style Locksets



These unique handle sets can be configured with heavy duty multi-point keylocks and are available in White, Black, Brass, Black Nickel, Satin Nickel, or Bright Chrome.

Frame Options



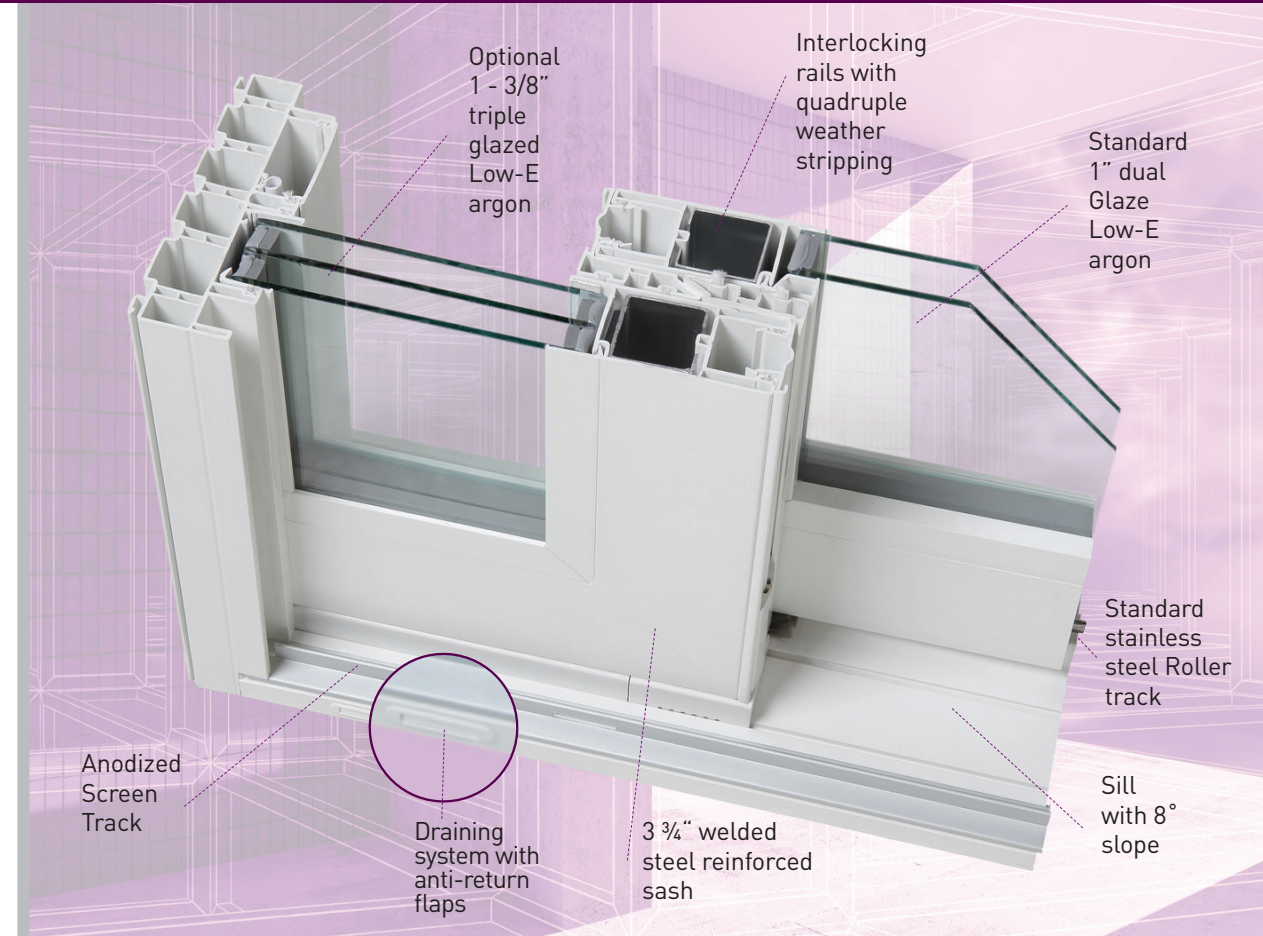
Victorian All-Vinyl Frame



Buckingham Wood Frame with Vinyl Cladding



Buckingham Eco Frame with Vinyl Cladding



Optional 1 - 3/8" triple glazed Low-E argon

Interlocking rails with quadruple weather stripping

Standard 1" dual Glaze Low-E argon

Standard stainless steel Roller track

Sill with 8° slope

Anodized Screen Track

Draining system with anti-return flaps

3 3/4" welded steel reinforced sash

Optional Security Locks



Two Position Kick Locks mount on the bottom of the operating door. Used as secondary lock. Available in white, beige or brown.



Guardian Locks mount on the top of the operating door; security bolt locks into the frame. Available in white, beige or brown.



Folding Security Bars mount on the fixed side of the door frame and swing down to stop the door from operating.

Optional Sidelites and Transoms

Frame your patio door in outdoor light with a transom or sidelite. The frame is made of PVC, virtually maintenance-free and available in a wide selection of finishes and glass types.

Durable Sash

- Reinforced with steel to withstand high wind loads
- Double perimeter seal for superior air-tightness
- Doors are easily and completely reversible
- Adjustable nylon tandem ball-bearing rollers

Optional Accessories

- 1 1/4" or 1 7/8" brick mold
- 1 1/4", 2" or 3 3/8" frame extensions
- 3/4" drywall return
- 1 1/4" sill extension
- 4 1/2" sill plate

Optional Exterior Colours

Sunview Patio Doors boast a wide range of colour options that feature a finish which is U.V. stable, has a superior adhesion process and is impact resistant.



Optional Decorative Grills

Internal grills are available in a wide range of design styles with colours that include **Flat Grills** in Two-tone, White, Brass and Pewter, **Georgian Grills** in White, and **Pencil Grills** in White, Brass and Pewter.

Glazing


Enhancing the outstanding thermal efficiency is the high-performance glazing found in **Low-E** glass and **Edgetech Super Spacer®** technology.

Super Spacer®



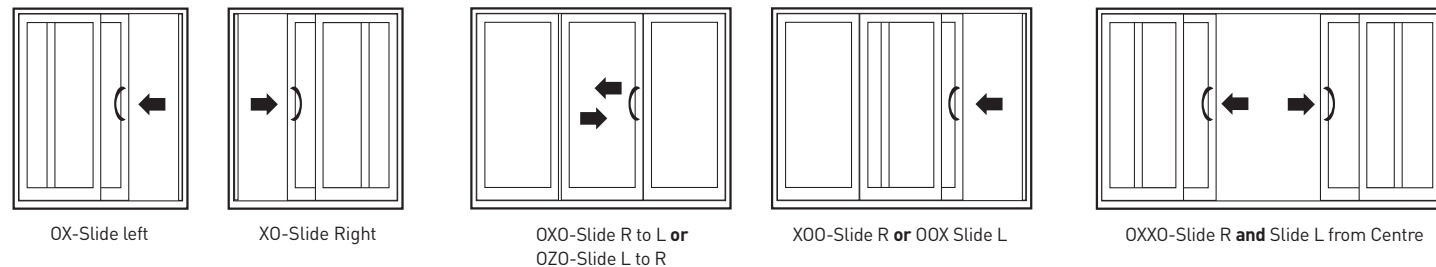
Stays cool in summer

Stays warm in winter



Specifications

Dimensions Door/Panel Configurations and Finished Sizes (Exterior view)



2 Panels

59 1/2 W x 79 1/2 H
 59 1/2 W x 81 1/2 H
 59 1/2 W x 95 1/2 H
 71 1/2 W x 79 1/2 H
 71 1/2 W x 81 1/2 H
 71 1/2 W x 95 1/2 H
 95 1/2 W x 79 1/2 H
 95 1/2 W x 81 1/2 H
 95 1/2 W x 95 1/2 H

3 Panels

89 1/4 W x 79 1/2 H
 89 1/4 W x 81 1/2 H
 89 1/4 W x 95 1/2 H
 107 1/4 W x 79 1/2 H
 107 1/4 W x 81 1/2 H
 107 1/4 W x 95 1/2 H
 143 1/4 W x 79 1/2 H
 143 1/4 W x 81 1/2 H
 143 1/4 W x 95 1/2 H

4 Panels

117 1/4 W x 79 1/2 H
 117 1/4 W x 81 1/2 H
 117 1/4 W x 95 1/2 H
 141 1/4 W x 79 1/2 H
 141 1/4 W x 81 1/2 H
 141 1/4 W x 95 1/2 H
 189 1/4 W x 79 1/2 H
 189 1/4 W x 81 1/2 H
 189 1/4 W x 95 1/2 H

Superior vinyl
 Elegant
 Freedom from wear
 Heat/cold resistance
 Dual & triple glass options



Kent
 Patio Door Series

Performance Kent Patio Door Series meets NAFS/Class LC-PG55-Type SD

Standard	Air Tightness	Water Tightness	Structural Load
AAMA/WDMA/CSA 101/1.S.2/A440-08	75 Pa-0.5 L/s.m2	400 Pa (8.35 psf)	3960 Pa (82.71 psf)
	Passed	Passed	Passed



Distributed By:

Our products meet the Energy Star program guidelines for helping businesses and individuals protect the environment through superior energy efficiency.



www.sunviewdoors.com