

1200 Aluminium Series

Thermal-Control Sliding Patio Door



Long-lasting, reliable
operation, high security

Resists deterioration

Narrow sight lines
maximize view

Slim frames complement
modern architectural styles

Durable factory-applied
color options

Easy to install pre-fabricated
knockdown kits

Low rise sills for
disabled accessibility

EFFICIENCY. QUALITY. HIGH VALUE.

1200 Aluminium Series

Features and Options



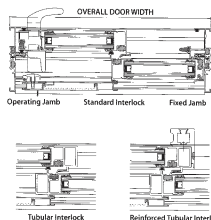
The **Sunview Aluminium 1200 Series**, the most advanced and flexible aluminium patio door in today's aesthetically demanding market, is perfect for architectural specification, as its possibilities for customization are extensive. Whether it's colour, sill finishes, glass or hardware, the 1200 Series offers the most flexibility to answer any building need.

Design Flexibility

In the same perimeter frame, doors can be configured up to six panels wide with fixed or operable panels and coupling members that join larger doors together. They also fill openings or create continuous glass façades. Transoms and fixed sidelites also complete the advanced design.

Draft Protection

To reduce air through doors, full perimeter double fin-seal weather stripping creates comfortable, draft-free living spaces.



Rain Protection

Varying sill heights in mild to severe climates prevent water penetration.

Accessibility

Low-rise sills aid passage for the disabled, a special Sunview feature.

Reversibility

Fully reversible standard height panels can be changed even after installation.

Architectural Finishes

Electrostatically baked enamel in white or dark bronze – and customized enamel, fluorocarbon, anodized and high performance finishes.

Dual Split Finish Option

Sunview's innovative design permits different finishes at nominal cost on door insides and outsides, an advantage to owners and architects.

Sill Finish Options

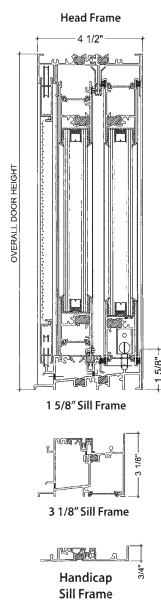
Painted or anodized sills with stainless steel tracks, a custom feature, or standard mill finished aluminum.

Transoms and Sidelites

Sunview's joining fixed glazing mates with sliding door systems to allow greater flexibility in aesthetic and architectural applications.

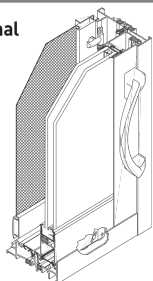
Easy to Install

For trouble-free installation, frames and panels, shipped in pre-fabricated knockdown kits, contain hardware and instructions.



Double Thermal Barrier

Double structural thermal barriers in framing sections minimize heat flow and condensation, eliminating thermal bridging inherent in single barriers.



Insulating Glass

One-inch clear tempered sealed insulating glass, or upgrades to argon-filled Low-E coated glass for greater energy performance and cold climate condensation resistance. Colour tinted or reflective glass meets the most demanding architectural specifications.

Super Spacer®



Hardware

Fully adjustable lock set handles satisfy many aesthetic tastes and budgets. Optional security bars and key locks provide added protection. Position locks provide security while leaving doors open for ventilation.

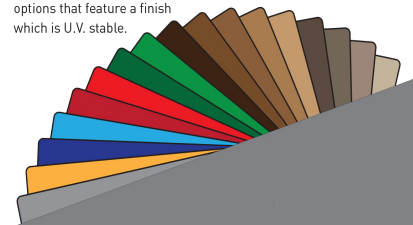


Easy operation

Rolling quietly and smoothly on adjustable tandem steel ball bearing rollers, independently adjustable door panels achieve ease of operation while protecting against the elements. For coastal climates, order stainless steel rollers.

Optional Exterior Colours

Sunview Patio Doors boast a wide range of exterior colour options that feature a finish which is U.V. stable.

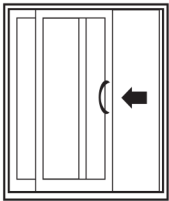


1200 Series

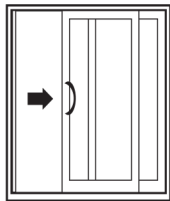
Thermal-Control Sliding Patio Door

Dimensions Door/Panel Configurations and Finished Sizes (Exterior view)

2 Panels

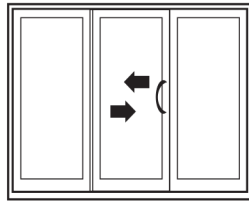


OX-Slide Left

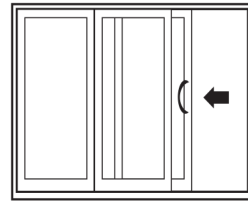


XO-Slide Right

3 Panels

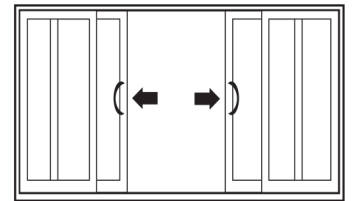


OXO-Slide R to L or
OZO-Slide L to R



XOO-Slide R or OOX Slide L

4 Panels



OXXO-Slide R and Slide L from Centre

Product Code	Frame Size
5068	59⁵/₈ X 79⁵/₈
6068	71⁵/₈ X 79⁵/₈
8068	95⁵/₈ X 79⁵/₈

Product Code	Frame Size
7668	89³/₄ X 79⁵/₈
9068	107³/₄ X 79⁵/₈
12068	143³/₄ X 79⁵/₈

Product Code	Frame Size
7668	90¹/₈ X 79⁵/₈
9068	108¹/₈ X 79⁵/₈
12068	144¹/₈ X 79⁵/₈

Product Code	Frame Size
10068	119¹/₂ X 79⁵/₈
12068	143¹/₂ X 79⁵/₈
16068	191¹/₈ X 79⁵/₈

Performance 1200 Aluminium Series Patio Doors meet or exceed the specifications of CAN/CGSB-82.1-M89

Canadian Standards	Air Tightness	Water Tightness	Wind Load Resistance
CAN/CGSB-82-1-M89	A3	B4	C3
AAMA/WDMA/CSA 101/1.5.2/A440-08	Passed	DP45	DP45



Distributed By:

Our products meet the Energy Star program guidelines for helping businesses and individuals protect the environment through superior energy efficiency.

